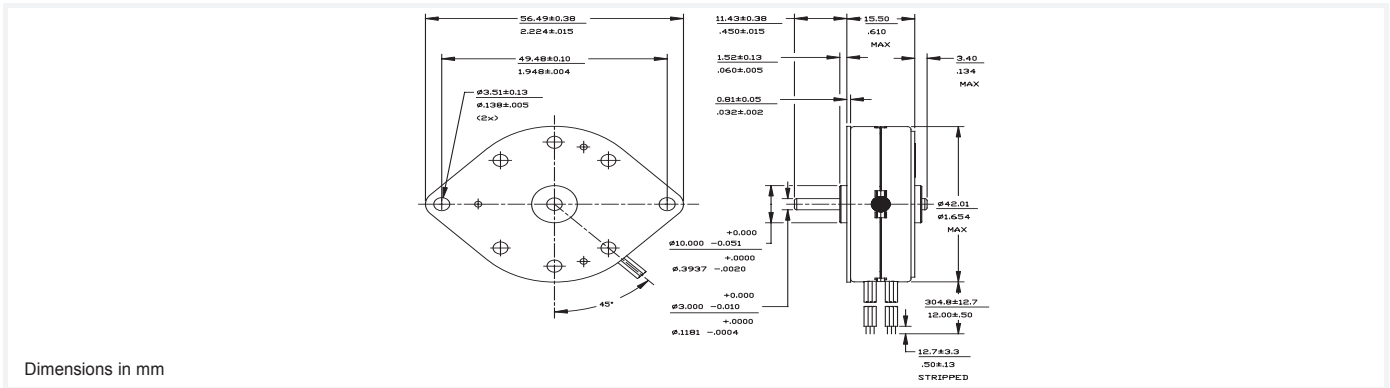


42S100D

RoHS Compliant

Ø42mm

53 mNm



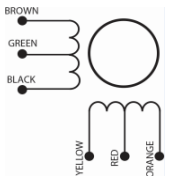
Dimensions in mm

42S100D

Electrical Data	42S100D1U Unipolar	42S100D2U Unipolar	42S100D1B Bipolar	42S100D2B Bipolar	
1 Operating Voltage	5	12	5	12	VDC
2 Resistance per Phase, ± 10%	12.5	75.0	12.5	75.0	Ohms
3 Inductance per Phase, typ	6.4	36.7	10.8	60.7	mH
4 Rated Current per Phase *	0.40	0.16	0.40	0.16	A
Coil independent parameters					
5 Holding Torque, MIN *	49.4 (7)	49.4 (7)	53 (7.5)	53 (7.5)	mNm (oz-in)
6 Detent Torque, Max			11.3 (1.6)		mNm (oz-in)
7 Rotor Inertia			9.5 (0.052)		gcm ² (oz-in-s ²)
8 Step Angle			3.6		Degree
9 Absolute accuracy 2 ph. On, Full step			± .4		Degree
10 Steps per Revolution			100		
11 Ambient Temp Range (operating)			-20 to +70 (-4 to +158)		°C (°F)
12 Maximum Coil Temperature			130 (266)		°C (°F)
13 Bearing Type			Sintered Bronze Sleeve		
14 Insulation Resistance at 500 VDC			100		Mohms
15 Dielectric Withstanding Voltage			650 for 2 seconds		VAC
16 Weight			88 (3.1)		g (oz)
17 Leadwire			AWG#28, UL3265 (125°C, 150V)		

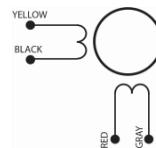
All Motor Data Values at 20°C Unless Otherwise Specified

* Energize at Rated Current, 2 Phase On



UNIPOLAR COIL				
YELLOW	ORANGE	BROWN	BLACK	RED/GREEN
+	-	+	-	+
+	-	-	+	+
-	+	-	+	+
-	+	+	-	+
+	-	+	-	+

VIEWED FROM OUTPUT SHAFT



BIPOLAR COIL			
RED	GRAY	YELLOW	BLACK
+	-	+	-
+	-	-	+
-	+	-	+
-	+	+	-
+	-	+	-

VIEWED FROM OUTPUT SHAFT

