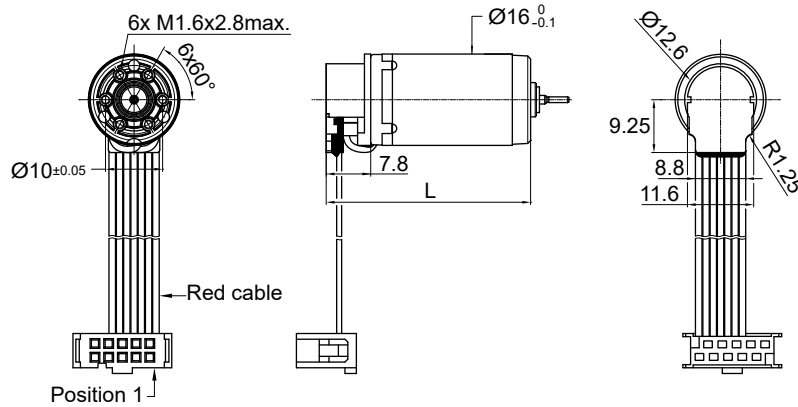


MR2

Integrated Magnetic Encoder



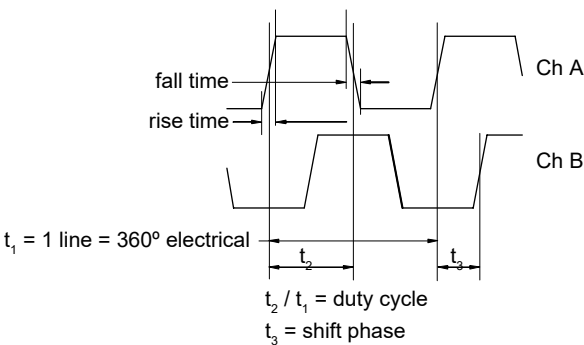
Dimensions in mm.

Electrical Data	Characteristics @ 22° C	Unit
1 Number of Lines Available	512, 500, 400, 256, 250, 200, 160, 128, 100, 80, 64, 50, 40, 32, 20, 16, 8, 4	LPR
2 Supply Voltage	5 ± 10%	Volt
3 Supply Current	Typical/Maximum	20/25
4 Rise Time	60	ns
5 Fall Time	60	ns
6 Maximum Count Frequency	1.28	MHz
7 Electrical Phase Shift	90 ± 45	degree
8 Duty Cycle	50 ± 15	%
9 Maximum Speed @ 512	37,500	rpm
10 Operating Temperature Range:	-25 to +85	°C (°F)
11 Weight	Varies by motor size. Contact us.	

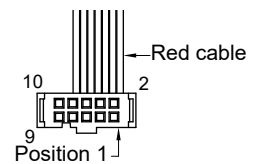
Available on Motor Types*	12G88	13N88	16G88	16N98	17S98	17N98
Length with motor mm (in)	33.8 (1.33)	34.35 (1.35)	35.8 (1.41)	33.2 (1.31)	23.9 (0.94)	31.1 (1.22)

Available on Motor Types*	22N98	25GST
Length with motor mm (in)	39.35 (1.55)	53.9 (2.12)

Output signals:



Encoder Connections	
1	Motor+
2	Vcc
3	Channel A
4	Channel B
5	GND
6	Motor -
7	Channel Z



Connector 10 poles type Quickie II or equivalent DIN 41651 A (UL E68080)